

## Dreamweaver Masterclass + Adobe Certified - 5 days Beginner course

This course is for those new to web development, but want to learn of the advanced features of Dreamweaver. You'll learn about responsive design, using libraries and javascript behaviour before becoming Adobe Certified. This five-day course puts focus on the building blocks of web creation and covers each and every area required to successfully build and manage your own website. On the last day you will take the Adobe Certified Associate (ACA) entry level certification exam. This course is designed for individuals wishing to learn Dreamweaver and also gain a professional entry level certification from Adobe.

### Our pledge

This course is guaranteed to be delivered by an Adobe Certified Instructor from Certitec - our pledge of excellence.

### Overview

Go from Adobe Dreamweaver zero to Adobe Certified zero in just 5 days with this training course from Certitec. This course is for people new to web design and development, and who want to use Dreamweaver to build intuitive, attractive and accessible websites.

### Who is this course for?

This course is for people new to web design and development, and who want to use Dreamweaver to build intuitive, attractive and accessible websites. This course will also lead to the Adobe Certified Associate (ACA) credentials should you pass the exam on the Friday.

### View real-life delegate feedback on Adobe certification

See feedback from people who have become Adobe certified.

### Become Adobe Certified with Certitec

### Download the Certitec ACA Accelerator app to help pass your exam!

This course comes with our ACA Accelerator app which provides all the information you require to increase your chances of passing the ACA exam. It comes with exam tips-and-tricks, expert advice on how to take the exam and 70 simulator questions with live feedback - all inside the one app which becomes available for download 5-days prior to your course.

### What you will learn

- Adobe Dreamweaver interface basics
- Creating a website
- Controlling document structure
- Intro to Cascading Style Sheets
- Adding graphics
- Building successful site navigation
- Designing pages with CSS
- Fireworks/Dreamweaver integration
- Creating templates and site maintenance



### Validate your new accreditation with digital badges and boost job prospects

Acclaim partners with the organisations that issue recognition, the people who earn it, and the employers who hire them. This means that when you become

Level: **Beginner**  
Duration: **5 days**  
Cost: **£949 +VAT**



Claim: **£100 FlexiCredit**  
Exam included: **Yes**

Mac and Windows    
Maximum delegates: **8**




This course is Adobe Authorised and delivered by an Adobe Certified Instructor

### Payment

Payment can be made by cheque, BACS or all major credit/debit cards

### Related Courses

Dreamweaver Masterclass  
Animate Introduction



Adobe Certified - Acclaim can promote your new accreditation to social media channels such as Facebook, Twitter, LinkedIn so people and job prospects can see your qualification is from a verified source.

## Course outline

### Getting started

- HTML basics
- Learning the interface
- Defining a site
- Creating a simple website

### Working with graphics

- Using graphics on web pages
- Placing graphics on the page
- Modifying image properties
- Editing images
- Round-trip editing with Photoshop
- Customising the Insert bar
- Adding HTML5 content

### Working with video

- Adding HTML5 video

### Navigating your site

- Understanding site navigation
- Linking to files in your site
- Linking to sites
- Linking to named anchors
- Adding email links
- Linking from images
- Creating a jump menu

### Using templates

- Creating site templates
- Defining editable regions
- Using templates
- Applying a template to a page
- Modifying templates

### Formatting with CSS

- Formatting text
- Introducing Cascading Style Sheets
- Creating styles
- Exporting CSS rule definitions
- Creating class styles
- Attaching external style sheets
- Creating a new external style sheet
- Displaying styles
- Cascading order and inheritance of styles

### Testing and uploading

- Testing your site
- Maintaining your files and folders
- Connecting to a remote site
- Synchronising files
- Dreamweaver's special features

### Designing pages with CSS

- Understanding page layout
- Using layers for layout
- Adding CSS to layers
- Using absolute and relative positioning
- Designing with DIVs
- Designing navigation links with CSS
- Importing tabular data
- Using table layout view
- Creating Mobile version of the website

### Responsive design

- Creating content for desktop, tablet and mobile
- Adding content
- Showing/hiding content across devices

### Using libraries

- Using site library items
- Creating a library object
- Modifying a library object
- Site-wide library updating

### Creating forms

- Understanding forms
- A look at processing a form
- Using HTML5 validation with a form

### Testing and uploading

- CSS layouts
- CSS management
- CSS Advisor
- Browser compatibility
- Photoshop integration

### Javascript behaviours

- Creating image gallery
- Creating JQuery Accordions
- Creating JQuery Tabbed Panels

### More interactivity

- Creating rollovers
- Working with Library Items

### Advanced CSS

- Creating custom CSS rules
- Creating advanced styles
- Adding CSS3 shadows to elements
- Adding CSS3 rounded corners to elements

### What you will learn

The morning of the course covers areas such as project building, accessibility in your content creation and usability.

## **Course outline (continued)**

### **The format**

You will take your Adobe certified exam in the afternoon.

### **What else should you know**

Should you fail the exam, Certitec provides one free re-take on the day. Further exam testing is available at Â£99 per exam.

## Further information

### Our guarantee of training satisfaction

No questions, no quibbles, no problem!

Should you ever need to take your course again, just let us know.

### Requirements

- Basic knowledge of Windows or Macintosh.
- Understand how to launch an application and save files.
- For web courses you will need to have knowledge of web browsers.

### Lunch

We provide flexible lunch vouchers which can be redeemed at outlets nearby such as

- Bella Italia
- Boots
- Burger King
- Co-operative
- Eat
- Greggs
- McDonalds
- Pizza Express
- Pret A Manger
- Starbucks
- Sainsbury's
- Tesco

to name but a few.

### Support

We supply 6-months rock-solid support via email on the subject matter covered during the course.

### General information

- Courses start at 10am and finish at 5pm.
- Please arrive 30 minutes prior to the start of the course on the first day.
- We operate a casual dress code.
- We supply all computers, software and courseware, pads, pens, lunch and refreshments.

- We have both macOS and Windows computers in our training rooms.
- Bring along a USB/Flash drive so you can take away your course files.
- Following your course, we will email you an Adobe Authorised Course Completion Certificate.
- Each course comes with an 500-page Adobe Classroom training book.
- Access to a secure section of our site that offers useful tips and tricks.

# Certitec.

Adobe Authorised Training for Creatives & Professionals

## Contact Certitec

0845 527 0768

[enquiries@certitec.com](mailto:enquiries@certitec.com)

[www.certitec.com](http://www.certitec.com)



### Certitec London

90 Long Acre, Covent Garden, London WC2E 9RZ

### Certitec Cardiff

15th Floor, Brunel House, 2 Fitzalan Road  
Cardiff CF24 0EB

### Certitec Bristol

Broad Quay House, Prince Street, Bristol BS1 4DJ